



**Mid Valley**  
**STRUCTURES**  
SHEDS. GARAGES. GAZEBOS & MORE

[MIDVALLEYSTRUCTURES.COM](http://MIDVALLEYSTRUCTURES.COM)

# PURCHASE OR RENT TO OWN

## WHY RENT TO OWN?



Offering the finest backyard storage sheds & buildings in Michigan!

Our Rent to Own program provides the solution to have your storage in your backyard for a similar price (per square foot) as that of renting at an off site storage unit.

You can forget about using out-of-the-way, inconvenient storage units with a never ending monthly charge. You can own your own shed in 36-months, and you will NEVER make another payment to an off site storage company. This is in your back yard.

**• NO credit check**

You can have a convenient and appealing building, even with some credit issues.

**• Rent-to-own storage** You can own your storage building in 36 months. You will never pay rent again for an inconvenient unit across town. This storage building will be in your own back yard where you can enjoy it the most.

• Ability to use credit cards for the deposit and initial payment, and every payment there after.

• You can purchase a building without cash-in hand. You can also build up your credit earnings.

• Rent-to-own is a ONE MONTH agreement  
You are not bound to a long, 36-month agreement. You can terminate at any time without any penalty and we will come pick up the building.


• Early Purchase Option (EPO) Discount  
You are not penalized for paying early. In fact, paying early saves money, up to 45% off the balance.

## PRO SERIES

*In Stock Ready to Go!*

**Featuring:**

- Barn & Cottage Style
- Vinyl Siding & Painted sheds, Shingle Roof and Metal Roof
- Double Swinging Doors
- Optional Ramp & Loft available



You will love our Pro Series Storage Barns. Enjoy the barn style with your choice of vinyl or painted siding, a shingled roof, and double swinging doors. There are several colors to choose from. The Pro Series Barn is the most economical choice for your backyard storage needs. The Pro Series Barn is in stock and ready to be delivered.

### Specifications for Pro Series

**Walls** (Vinyl) 2x4 Construction 24" o.c. Side Walls 7/16" OSB Subsiding, Lifetime Vinyl Siding or Painted SmartSide®

**Panels** 2x4 Construction

**Doors** Painted or Vinyl Double Doors  
Doors available on gable ends in Pro Series models

**Floor** 4x4 Treated Runners  
2x4 Treated Floor Joists on 16" Centers  
5/8" Exterior Sanded Plywood

\*2" x 4" floor joists, 12" centers  
1/2" Exterior sanded plywood

**Roof** Rafters 24" o.c., 7/16" OSB Sheeting  
IKO 25 year Asphalt 3 Tab Shingles  
Ridge Vent in Vinyl Sided Sheds

\*2" x 4" floor joists, 12" centers  
1/2" Exterior sanded plywood on 8' Pro Series

†Metal roof only available on Cottage Style in Pro Series! Brown, Forest Green, Charcoal Grey, Rustic Red

SIZE (FT.)	Pro Series 8' PAINTED or VINYL	Pro Series 9' Vinyl	**Pro Series 10' Painted Only	†Pro Series Cottages Painted Only
*8x8	\$1,685	\$2187	** Standard 4' loft included at 70" clearance.	
*8x10	\$1,854	\$2299		
*8x12	\$2,065	\$2408		
*8x14	\$2,190	\$2543		
*8x16	\$2,274	\$2659		
10x10	\$2,190	\$2509	\$2,592	\$2,675
10x12	\$2,266	\$2610	\$2,740	\$2,875
10x14	\$2,435	\$2819	\$2,980	\$3,145
10x16	\$2,526	\$2929	\$3,165	\$3,399
12x12	\$2,563	\$2756	\$2,925	\$3,120
12x14	\$2,787	\$3003	\$3,165	\$3,350
12x16	\$3,012	\$3248	\$3,410	\$3,595

# HIGH BARN

Our High barns maximize your storage space. This building is sure to be your total storage solution!

SIZE	VINYL	PAINTED
8x8	\$2,819	\$2,495
8x10	\$2,987	\$2,666
8x12	\$3,172	\$2,852
8x14	\$3,333	\$3,014
8x16	\$3,506	\$3,191
10x10	\$3,248	\$2,896
10x12	\$3,408	\$3,055
10x14	\$3,642	\$3,282
10x16	\$3,822	\$3,471
10x18	\$4,029	\$3,685
10x20	\$4,235	\$3,893
12x12	\$3,569	\$3,217
12x14	\$3,877	\$3,515
12x16	\$4,184	\$3,816
12x18	\$4,465	\$4,095
12x20	\$4,738	\$4,362
12x24	\$5,281	\$4,898
12x28	\$5,740	\$5,349
12x32	\$6,433	\$5,998
12x36	\$7,095	\$6,651
14x20	\$5,361	\$4,772
14x24	\$6,107	\$5,526
14x28	\$6,740	\$6,081
14x32	\$7,396	\$6,706
14x36	\$8,079	\$7,355
14x40	\$8,756	\$8,049
16x24	\$6,955	\$6,591
16x28	\$7,824	\$7,298
16x32	\$8,498	\$7,973
16x36	\$9,440	\$8,858
16x40	\$10,503	\$9,702
16x44	\$11,293	\$10,416
16x48	\$12,268	\$11,346



### STANDARD FEATURES

Painted or Vinyl Siding • Double Doors Standard on Painted Shed • Roll-up Doors Standard on Vinyl Shed 5/8" Plywood Floor • 12" O.C. Treated Floor Joists 16" O.C. Wall Studs • Shingled Roof



**Mid Valley**  
STRUCTURES  
SHEDS. GARAGES. GAZEBOS & MORE

# DUTCH BARN



12' x 16'  
Options Shown:  
Duratemp  
Elite doors  
with Transom  
windows and  
flower boxes.  
  
Colors Shown:  
Tuskin Clay,  
White trim

Maximum Storage, with a timeless look! If you love the classic and traditional look of a gambrel roof that is associated with colonial architecture, this is your perfect storage shed. The Dutch Barn offers an attractive sloping roof while still maximizing storage space. Use the Dutch Barn for more than just storage - choose upgrades and options to make it your own unique space that will enhance and complement your home and property!

### DUTCH BARN PRICES

SIZE	VINYL	PAINTED
8x8	\$2,906	\$2,618
8x10	\$3,066	\$2,771
8x12	\$3,276	\$2,993
8x14	\$3,465	\$3,182
8x16	\$3,647	\$3,367
10x10	\$3,339	\$3,023
10x12	\$3,524	\$3,209
10x14	\$3,781	\$3,469
10x16	\$3,988	\$3,685
10x18	\$4,231	\$3,931
10x20	\$4,470	\$4,169
12x12	\$3,696	\$3,305
12x14	\$4,025	\$3,628
12x16	\$4,358	\$3,952
12x18	\$4,662	\$4,267
12x20	\$5,140	\$4,722
12x24	\$5,736	\$5,313
12x28	\$6,302	\$5,863
12x32	\$6,795	\$6,327
12x36	\$7,288	\$6,823
14x20	\$5,580	\$5,065
14x24	\$6,382	\$5,827
14x28	\$7,064	\$6,476
14x32	\$7,789	\$7,163
14x36	\$8,536	\$7,873
14x40	\$9,259	\$8,560
16x24	\$7,486	\$7,113
16x28	\$8,357	\$7,820
16x32	\$9,030	\$8,479
16x36	\$9,971	\$9,390
16x40	\$11,037	\$10,207
16x44	\$11,824	\$10,966
16x48	\$12,802	\$11,893

# HIP BARN

The Hippest Barn Around! Our Hip Barn is available in Vinyl and Painted siding and is crafted with the highest quality materials and components. Customize yours today for the perfect addition to your property.

## STANDARD FEATURES:

- Two small windows with screens and shutters
- Double swinging door
- 7'4" sidewalls



12' x 16' Hip Barn

Options shown: Deluxe trim package • Flower boxes \$50 each  
Colors shown: Kauffman Grey, Grey trim

SIZE	VINYL	PAINTED
8x8	\$3,168	\$2,980
8x10	\$3,347	\$3,148
8x12	\$3,549	\$3,336
8x14	\$3,752	\$3,526
8x16	\$3,968	\$3,728
10x10	\$3,705	\$3,482
10x12	\$3,886	\$3,651
10x14	\$4,214	\$3,958
10x16	\$4,433	\$4,163
10x18	\$4,653	\$4,368
10x20	\$4,911	\$4,609
12x12	\$4,046	\$3,801
12x14	\$4,514	\$4,238
12x16	\$4,886	\$4,586
12x18	\$5,348	\$5,018
12x20	\$5,751	\$5,394
12x24	\$6,499	\$6,093
12x28	\$7,204	\$6,752
12x32	\$8,142	\$7,629
12x36	\$9,007	\$8,437
14x20	\$6,356	\$5,960
14x24	\$7,227	\$6,774
14x28	\$7,933	\$7,434
14x32	\$8,692	\$8,143
14x36	\$9,544	\$8,939
14x40	\$10,474	\$9,808

# COTTAGE WORKSHOP

## STANDARD FEATURES

- 6'6" Sidewall
- Double Doors
- Two 21"x27" windows with screens & shutters
- 5/8" Plywood Floor
- 12" O.C. Treated Floor Joists
- 16" O.C. Wall Studs
- Shingled Roof



Painted Cottage Workshop in Monterey Sand, Navajo White Trim, Deluxe Package

The Cottage Workshop is a versatile shed that can be customized to meet your exact needs - use it for storage, a workshop, or even an office. Always built with the highest quality materials and components.

**MAKE IT A DELUXE PACKAGE!  
INQUIRE FOR DETAILS!**

## COTTAGE WORKSHOP PRICES

SIZE	VINYL	PAINTED
8x8	\$2,534	\$2,152
8x10	\$2,671	\$2,441
8x12	\$2,785	\$2,645
8x14	\$2,930	\$2,803
8x16	\$3,046	\$2,943
10x10	\$2,810	\$2,681
10x12	\$3,120	\$2,943
10x14	\$3,295	\$3,164
10x16	\$3,452	\$3,342
10x18	\$3,782	\$3,534
10x20	\$4,112	\$3,824
12x12	\$3,284	\$3,086
12x14	\$3,721	\$3,510
12x16	\$4,033	\$3,822
12x18	\$4,398	\$4,181
12x20	\$4,762	\$4,523
12x24	\$5,507	\$5,177

# CARRIAGE HOUSE

Authentic design, modern components - the perfect addition to your property! The classic Carriage House has almost endless possibilities for both customization and functionality. It can make a great playhouse, she-shed, man cave, or even office.

## STANDARD FEATURES

- 7' front wall, 6' back wall
- Two 21"x27" windows with screens & shutters (NOTE: 6'x8' - 8'x10' shed sizes only have one window)
- Double Doors
- Two Tone Color
- 5/8" Plywood Floor
- 12" O.C. Treated Floor Joists
- 16" O.C. Wall Studs
- Shingled Roof



Vinyl Carriage House in Monterey Sand, White Trim, Deluxe Package, shown with Optional Steel Roof and Ramp



**Mid Valley**  
STRUCTURES  
SHEDS. GARAGES. GAZEBOS & MORE

## CARRIAGE HOUSE PRICES

SIZE	VINYL	PAINTED
8x6	\$2,664	\$2,530
8x8	\$2,963	\$2,641
8x10	\$3,099	\$2,843
8x12	\$3,262	\$3,031
8x14	\$3,472	\$3,244
8x16	\$3,687	\$3,462
10x10	\$3,151	\$2,839
10x12	\$3,398	\$3,094
10x14	\$3,686	\$3,376
10x16	\$3,959	\$3,722
10x18	\$4,222	\$4,018
10x20	\$4,355	\$4,219
12x12	\$3,699	\$3,411
12x14	\$4,048	\$3,695
12x16	\$4,267	\$3,996
12x18	\$4,614	\$4,301
12x20	\$4,849	\$4,624
12x24	\$5,660	\$5,246
12x28	\$6,244	\$5,863
12x32	\$6,880	\$6,487
12x36	\$7,602	\$7,131

**MAKE IT A DELUXE PACKAGE!**  
**INQUIRE FOR DETAILS!**

# CAPE COD

## CAPE COD PRICES



A shed that mixes some fun with purpose. Mix a little "New England" feel into your property with a Cape Cod. Like most of our structures, this multi purpose structure is easily used for what ever you want: an office, man cave, she-shed, or even as a place to store you lawn mower and tools!

SIZE	VINYL	PAINTED
8x8	\$3,073	\$2,821
8x10	\$3,207	\$2,945
8x12	\$3,350	\$3,035
8x14	\$3,606	\$3,243
8x16	\$3,766	\$3,386
10x10	\$3,333	\$3,000
10x12	\$3,572	\$3,239
10x14	\$3,861	\$3,523
10x16	\$4,217	\$3,862
10x18	\$4,576	\$4,205
10x20	\$4,887	\$4,516
12x12	\$3,942	\$3,604
12x14	\$4,197	\$3,879
12x16	\$4,531	\$4,173
12x18	\$4,855	\$4,483
12x20	\$5,172	\$4,784
12x24	\$5,844	\$5,390
12x28	\$6,445	\$5,989
12x32	\$7,161	\$6,595
12x36	\$7,818	\$7,224

## PAINTED STANDARD FEATURES:

- Two 21" x 27" single hung windows w/ screens & shutters
- 7/12 Pitch roof • One double door • 6" Overhang
- \*8' x 8' - 8' x 10' only one window.

## STANDARD FEATURES

- One Double Door
- 7/12 Pitch Roof
- Two 21"x27" single hung windows with screens & shutters
- 5/8" Plywood Floor
- 12" O.C. Treated Floor Joists
- 16" O.C. Wall Studs
- Shingled Roof

# CHALET

Classic Storybook style - right in your own back yard! The Chalet offers a stylish dormer and steep roof pitch and is very versatile in its possible uses: from gardening to storing your off road vehicle, or even as a charming playhouse for the kids. The Chalet will never look out of style.

## STANDARD FEATURES

- 6'4" sidewalls
- One 32" entrance door
- Two 24"x36" windows with screens & shutters
- Double Doors
- Front Dormer
- 5/8" Plywood Floor
- 12" O.C. Treated Floor Joists
- 16" O.C. Wall Studs
- Shingled Roof



Deluxe package show • Colors shown: Vintage Wicker, Stolzrus Almond trim



# COTTAGE

With Trac-Rite Roll-Up Door  
7'4" side walls  
Standard Vinyl features include:  
One roll-up door



12' x 16' Cottage

Colors shown: Coastal Sage, White trim

## STANDARD FEATURES:

- 5 X 6 double door
- Two-tone paint
- Door available on eave or gable
- 7'4" side walls

- Options shown above:
- Two 21" x 27" windows w/ screens & shutters, \$83ea.

**MAKE IT A DELUXE PACKAGE!  
INQUIRE FOR DETAILS!**

## COTTAGE PRICES

SIZE	VINYL	PAINTED
8x8	\$2,794	\$2,571
8x10	\$2,907	\$2,689
8x12	\$2,991	\$2,777
8x14	\$3,182	\$2,979
8x16	\$3,314	\$3,117
10x10	\$2,957	\$2,743
10x12	\$3,178	\$2,975
10x14	\$3,438	\$3,249
10x16	\$3,754	\$3,581
10x18	\$4,071	\$3,915
10x20	\$4,544	\$4,240
12x12	\$3,702	\$3,308
12x14	\$4,152	\$3,574
12x16	\$4,461	\$3,859
12x18	\$4,830	\$4,162
12x20	\$5,194	\$4,453
12x24	\$5,956	\$5,039
12x28	\$6,708	\$5,622
12x32	\$7,464	\$6,212
12x36	\$7,967	\$6,823
14x20	\$5,674	\$4,903
14x24	\$6,466	\$5,274
14x28	\$7,363	\$6,266
14x32	\$8,185	\$6,946
14x36	\$9,005	\$7,443
14x40	\$9,902	\$8,312
16x24	\$7,345	\$6,869
16x28	\$8,092	\$7,568
16x32	\$8,756	\$8,268
16x36	\$9,704	\$9,066
16x40	\$10,584	\$9,895
16x44	\$11,470	\$10,653
16x48	\$12,428	\$11,581

# GARAGE

A garage is almost a necessity for any family today, and when you don't have one, or yours is just not large enough, what can you do? A garage from Mid Valley Structures is the affordable and attractive answer. Functional and constructed of the highest quality components and materials.



## GARAGE PRICES

SIZE	VINYL	PAINTED
12x16	\$4,704	\$4,408
12x18	\$5,103	\$4,738
12x20	\$5,493	\$5,056
12x24	\$6,307	\$5,694
12x28	\$7,111	\$6,329
12x32	\$7,919	\$6,972
12x36	\$8,476	\$7,634
14x20	\$6,039	\$5,572
14x24	\$6,897	\$6,003
14x28	\$7,855	\$7,054
14x32	\$8,741	\$7,796
14x36	\$9,622	\$8,392
14x40	\$10,565	\$9,280
16x24	\$7,842	\$7,342
16x28	\$8,605	\$8,055
16x32	\$9,404	\$8,883
16x36	\$10,326	\$9,727
16x40	\$11,392	\$10,730
16x44	\$12,358	\$11,557
16x48	\$13,511	\$12,677

16'x48' Garage, Jamestown Red, White Trim, with Optional Round Top Vents and 9 Lite Door

### STANDARD FEATURES

- One 8'x7' Roll-up Door
- Treated 3/4" Plywood Flooring
- Floor Joist 12' O.C.
- One 8'x7" Roll-up Door
- 3/4" Treated Plywood Flooring
- 12" O.C. Treated Floor Joists
- 16" O.C. Wall Studs
- Shingled Roof



# GARDEN STUDIO



12' x 16' Cottage

Colors shown: Monterey Sand, Tuskin Clay trim  
Optional Cupola, 6' Cape Dormer and Weathervane

SIZE	RETAIL
10x10	\$6,043
10x12	\$6,316
10x14	\$6,654
10x16	\$6,959
10x18	\$7,444
10x20	\$7,782
12x12	\$6,924
12x14	\$7,864
12x16	\$8,175
12x18	\$8,910
12x20	\$9,569
12x24	\$10,779
12x28	\$12,076
12x32	\$13,330
12x36	\$14,802

OPTIONS	RETAIL
36" Full View Door	\$299
Dormer 6' Wide Cape Cod with 2 windows	\$715
Dormer 8' Wide Cape Cod with 3 windows	\$787
Dormer 2' Wide Window Dormer	\$501
Windows 24x36 with Meritec Trim	\$143
Up to 12x16 Painted Interior	\$429
Larger than 12x16 Painted Interior	\$572
Cupola - 24" Copper Concave Roof	\$572
Weathervane- Rooster or Horse	\$286
Lighted Ridge per Ft.	\$17

**MAKE IT A DELUXE PACKAGE! INQUIRE FOR DETAILS!**

### STANDARD FEATURES INCLUDE:

7/12 pitch roof with 84" side walls.

**Vinyl**  
Choice of vertical board & batten VINYL siding with 6" wide Meritec baseboard and topboard

or

**Painted**  
Duratemp painted siding with 6" wide Meritec baseboard and topboard  
10" wide open overhang with Round cut Rafters, Steel Roof, and Vented Ridge  
3-24"x36" Windows with Painted Trim  
Note: Sheds 20' and longer include 4 Windows

Double Doors of Choice - [1] Painted with 3rd color and 2 Transom Windows in top section  
[2] Fiberglass 6 panel slabs  
[3] Steel full view Pre-hung

Note: Door can be located in sides or Gable End  
2x4 Rafters and Sidewall Studs 16" oc  
1/2" 4 ply Plywood Sheeting

# CUSTOM OPTIONS

## AMISH BUILT

Most buildings available in our Amish Built Line featured in this brochure are available with many of the following options.

## DOORS



### Swinging door - vinyl sheds

56" x 6' .....	\$250
60" x 6' .....	\$260
72" x 6' .....	\$270
34" Entrance Doors .....	\$165



### Swinging door - painted wood

Single Door 36" .....	\$180
56" x 6' Double Doors .....	\$200
60" x 6' Double Doors .....	\$216
72" x 6' Double Doors .....	\$231
Transom Windows in Door .....	\$83



### Metal roll-up door

5' x 6'4" .....	\$349
6' x 6'4" .....	\$399
7' x 7' .....	\$430
8' x 7' .....	\$450
9' x 7' .....	\$475



### Sectional door

8' x 7' Oak Summit w/ Hardware .....	\$845
9' x 7' Oak Summit w/ Hardware .....	\$885
8' x 7' & 9' x 7' Plain Sectional Overhead Upgrade .....	\$400



### Pre-hung service door

Full View French Doors .....	\$475
------------------------------	-------



### Pre-hung service door

(With 9-Lite Window)	
32" x 75" installed .....	\$252
36" x 77" installed .....	\$273
Solid Door, No Window .....	-\$10



### Full view pre-hung door

32" Installed .....	\$299
36" Installed .....	\$299
Solid Door, no Window .....	-\$10
72" Full View French Door .....	\$475



### Duratemp elite doors

Single Door 34" Opening .....	\$210
Double Door .....	\$299

## Other

### Popular items

#### WALLS

- 16" oc Rafters 3% to Base
- 1/2" Plywood Sheeting 3% to Base

#### FLOOR

- 3/4" Treated Plywood (Sanded) \$1.10 Sq. Ft.
- or \$36 / Sheet
- 2" Insulated Floor \$2.50 Sq. Ft.

#### SKYLIGHTS

- Skylight \$85
- Full Length Ridge Lite (for metal roof only)
- Min. 5' Long \$17 per Linear Foot

#### INTERIOR LOFTS

- Loft Per Square Foot \$2.20
- 14' Wide Loft-2x6 Joist Per Square Foot \$2.50

#### INTERIOR WORK BENCHES

- 6' Workbench \$72
- 8' Workbench \$98
- Shelf Under Bench \$61

#### RAMP

- Attached 3'x Door Width \$94
- Ramps over 6' Wide add \$33
- 1 1/4" x 6' 5/4" Deckboard Ramp

PORCHES: Available on Cottage, Cape Cod and Carriage House.



### Windows

Window 18" x 27" or 21" x 27" .....	\$99
Window 24" x 36" .....	\$121
Window 30" x 36" .....	\$152
Insulated Double Hung 24" x 36" .....	\$231
Insulated Slider 48" x 36" .....	\$265



### Transom Windows

10" x 72" .....	\$165
10" x 24" .....	\$85
10" x 24" Cathedral .....	\$165
18" x 72" Transom .....	\$198



### Flower Box

Poly .....	\$50
------------	------

### Weather Vane:

Rooster, Horse, Eagle, or Sailboat .....	\$65
--	------

### Cupola:

18" Square .....	\$160
24" w/ Copper Roof .....	\$572



### Steel Roof

\$1.65 Sq. Ft. (floor)



### Shingle Roof

- Architectural Shingles \$.60 Sq. Ft. (floor)
- Steel Roof on Dormer \$220
- B & B Siding 10% of Base
- Tar Paper \$.25 Sq. Ft. (floor)
- Skirt Package \$5 Liner Foot



### VENTS

- Ridge Vent \$4 Per Foot
- Round Top Vents - Pair \$78
- Gable Vents (Painted Only) \$56



# CABIN SERIES WOOD BUILDINGS

The Mid Valley Cabin Series features a line of wood cabin style structures that can be customized to be used any way you wish. The rustic styling puts our Cabin Series in a class by itself. These quality buildings are delivered fully built. Browse a few of the styles we offer below, more options and styles are available on our website.

SIZE	GAMBREL	SIZE	GABLE
8x8	\$2,669	8x8	\$2,484
8x10	\$2,880	8x10	\$2,677
8x12	\$3,062	8x12	\$2,842
8x14	\$3,254	8x14	\$3,007
8x16	\$3,474	8x16	\$3,199
10x10	\$3,232	10x10	\$3,001
10x12	\$3,337	10x12	\$3,089
10x14	\$3,601	10x14	\$3,331
10x16	\$3,887	10x16	\$3,595
10x20	\$4,684	10x20	\$4,338
10x24	\$4,877	10x24	\$4,651
12x12	\$3,953	12x12	\$3,711
12x14	\$4,189	12x14	\$4,228
12x16	\$4,437	12x16	\$4,849
12x18	\$4,712	12x18	\$5,438
12x20	\$5,097	12x20	\$6,213
12x24	\$5,674	12x24	\$6,802
12x28	\$6,582	12x28	\$7,533
12x32	\$7,077	12x32	\$8,281
12x36	\$7,819	12x36	\$9,029
12x40	\$8,369	12x40	\$9,755
12x44	\$9,387	12x44	\$4,833
12x48	\$10,102	12x48	\$5,493
14x16	\$5,042	14x16	\$6,224
14x20	\$5,647	14x20	\$6,994
14x24	\$6,527	14x24	\$7,693
14x28	\$7,242	14x28	\$8,628
14x32	\$7,929	14x32	\$9,453
14x36	\$8,864	14x36	\$10,289
14x40	\$9,827	14x40	\$11,174
14x44	\$10,844		
14x48	\$12,137		

## STANDARD FEATURES

- Premium Knotty Pine Tongue & Groove Siding
- Two Coats of Stain
- Metal Roof
- Shingled Roof Available
- 4x4 Pressure Treated Skids
- Pressure Treated Floor Joists
- 3/4" Tongue & Groove Treated Plywood Floors
- 29 Gauge 40 Year Warranty on Metal Roof



# METAL BUILDINGS CABIN OPTIONS, ROOF COLORS

METAL BUILDINGS			
SIZE	GABLE	SIZE	GABLE
8x8	\$2,068	12x24	\$5,929
8x10	\$2,310	12x28	\$6,468
8x12	\$2,503	12x32	\$7,189
8x14	\$2,728	12x36	\$8,058
8x16	\$2,937	12x40	\$8,932
10x10	\$2,706	12x44	\$9,812
10x12	\$2,827	12x48	\$10,670
10x14	\$3,124	14x16	\$4,780
10x16	\$3,586	14x20	\$5,594
10x20	\$4,048	14x24	\$6,479
10x24	\$4,510	14x28	\$7,409
12x12	\$3,542	14x32	\$8,250
12x14	\$3,878	14x36	\$9,345
12x16	\$4,180	14x40	\$10,324
12x18	\$4,510	14x44	\$10,945
12x20	\$5,082	14x48	\$11,468



## CABIN SERIES OPTIONS

- Porch **\$14 / Sq. Ft**
- Cedar Railing **\$21 Per Foot**
- Insulated Floor **\$3.50 / Sq. Ft**
- OSB Subsiding **\$2.50/\$250 min. / Sq. Ft.**
- Loft **\$3 / Sq. Ft.**
- Cathedral Ceiling **\$2 / Sq. Ft.**
- Ramp - 4'x6' **\$88**
- Ramp - 6'x6' **\$110**
- Gable Eaves - 8' Wide **\$83 Per End**
- Gable Eaves - 10' Wide **\$110 Per End**
- Gable Eaves - 12' Wide **\$138 Per End**
- Gable Eaves - 14' Wide **\$165 Per End**
- Single Side Gable **\$220**
- Double Side Gable **\$440**

## FINISHED INTERIOR: 8" KNOTTY PINE ON CEILING AND WALLS WITH INSULATION IN FLOORS/WALLS/CEILING

- **\$17 / Sq. Ft.** Up to 200 Sq. Ft.
- **\$16 / Sq. Ft.** 201 - 400 Sq. Ft.
- **\$15 / Sq. Ft.** 401 Sq. Ft. & Up
- Add 2 Coats Clear Finish **\$3 / Sq. Ft.**

## DOORS

- 36" Steel Entry Door with Half Glass **\$303**
- 36" Steel Entry Door - No Window **\$248**
- 32" Wood or Metal Single Door **\$83**
- 36" Wood or Metal Single Door **\$138**
- 5' Wood or Metal Double Doors **\$248**
- 6' Wood or Metal Double Doors **\$303**
- 6' x 6.5' Rollup Door **\$468**
- 8' x 7' Rollup Door **\$523**

## WINDOWS - SINGLE PANE, BROWN OR WHITE

- 14"x21" **\$50**
- 24"x27" **\$66**
- 24"x36" **\$77**
- 36"x36" **\$88**
- 10" Round Window **\$55**
- 14" Octagon Window **\$55**
- 18" Octagon Window **\$65**

## WINDOWS - DOUBLE PANE, SINGLE HUNG, WHITE OR CLAY

- 24"x27" **\$138**
- 24"x36" **\$165**
- 36"x36" **\$176**
- 36"x40" **\$193**
- Shutters **\$28 / Pair**



## ROOF COLOR OPTIONS



*NOTE: Due to the effect of light, age and printing process, all color samples on these pages may vary slightly in color or sheen from the actual materials.*

# OUTDOOR LIVING LINE



The Mid Valley Outdoor living line includes a variety of upscale, yet affordable Gazebos, Pergolas, Pavilions, and Cabanas all constructed by experienced and skilled tradesmen right here in the USA. Shop the large variety of our outdoor living structures and make one yours today!

**DISCOVER OUTDOOR LIVING AT ITS BEST.**

**GAZEBOS | PERGOLAS | PAVILIONS | CABANAS**



## GAZEBOS

**AVAILABLE IN WOOD OR VINYL**

Get a Gorgeous Gazebo: That extra something your back yard needs. Whether it's for entertaining family and friends, relaxing with a good book, or enjoying an al fresco meal - you will love the view from your new Gazebo from Mid Valley. Choose Oval, Octagon, Rectangle or Large custom. All of our Gazebos are easily customized, with color and roofing options, railing, walls, flooring, screens, and other decorative options!

## PERGOLAS










**AVAILABLE IN WOOD OR VINYL**

The Perfect Addition to your Property! A pergola is a romantic retreat in your own back yard. These structures go well pool side, or with a patio or deck. Make it yours with all the custom options available, from color choices, post options, electrical package or an EZ Shade canopy.



# ASSEMBLED ON SITE BUILDINGS

Old World Quality Available Today. Mid Valley Structures is happy to also feature a line of quality backyard storage buildings, cabins, horse barns, and more that are assembled on your site. We offer many models with a large range of options.

	<p><b>MINI BARN:</b> With a charming gambrel roof, the Mini Barn is an efficient storage solution with eye catching style. Our <b>AOS MINI BARN</b> is an attractive compact barn that fits into any backyard environment.</p>
	<p><b>GABLE:</b> The <b>GABLE AOS</b> model has an appealing design that fits in well with any backyard layout. This well loved barn is great for storage, gardening, or workshop needs.</p>
	<p><b>ESTATE:</b> The steeper roof pitch offers an elegant presence in your back yard! Standard features include craftsman style brackets, attractive frieze board and an additional man door. Use it for a gardening shed, craft area, or workshop—the possibilities are endless.</p>
	<p><b>GARAGE:</b> From basic to breathtaking, we can build your fully customizable dream <b>GARAGE</b>. A full 8' wall height provides plenty of space, for cars, trucks, boats or simply tons of gear. The 1' roof overhang adds a touch of class and the steel entry door increases security for all your treasured possessions.</p>
	<p><b>SUGARCREEK:</b> This quaint design is the perfect home for gardening supplies and virtually any hobby or storage need. This model includes both a 32" overhang and eye pleasing curved brackets for exceptional style.</p>
	<p><b>COTTAGE:</b> This model is perfect as a craft or potting shed, and looks quaint tucked into any backyard environment. It's great for storing mowers, tools, and kids' toys. The <b>COTTAGE</b> features a corner porch that is both elegant and useful for protection against summer sun or a stray shower.</p>
	<p><b>HIGHLAND:</b> With its porch and higher roof pitch, the <b>HIGHLAND</b> is a roomy choice for weekend getaways. Rustic pine timber frame styling puts this structure in a class by itself. An additional man door provides extra convenience.</p>
	<p><b>WOODSHED:</b> Built for storing just about anything you can imagine, the <b>WOODSHED</b> design offers plenty of space and easy access, especially with its additional man door. A full-length 4' porch with solid wood posts adds a pleasing touch.</p>
	<p><b>CRAFTSMAN:</b> Offering lots of storage room and natural light, the <b>CRAFTSMAN</b> makes a great workshop or gardener's haven. The higher roof pitch and craftsman style brackets add elegance; the additional man door provides convenience. But it's the craftsman style dormer with transom that really raises this model above the ordinary.</p>



**CABIN: GAMBREL CABIN & A-FRAME CABIN:** Whether it's relaxation, everyday storage or weekend adventure you seek, our cabins are a smart choice. 8' high sidewalls create lots of room, and charming details provide high style and comfort. For security, a steel entry door is standard. Available with optional porch.



**DUTCH BARN:** Great as a workshop or storage structure for larger items due to its high sidewalls, our versatile **DUTCH BARN** with a steel entry door offers a safe, comfortable environment. It features an eye-catching gambrel style roof, with lofts and lean-tos available to add style and functionality.



**CEDAR BROOKE GARAGE & CEDAR BROOKE HOME:** The striking design of the **CEDAR BROOKE** with its higher pitch roof makes a powerful statement, especially when topped with a classy cupola. Add even more elegance with optional lean-tos and overhangs. Inside, there's loads of room to use for storage or living space. A steel door provides durability and security. This model is offered in a garage or house style.



**TIMBER LODGE:** The stunning **TIMBER LODGE** features a 12 pitch roof, porch area with timber frame, a steel entry door, and (perhaps best of all) it can be customized with a variety of floor plans. Loaded with everything you need to relax in comfort and style, our Timber Lodge design is the perfect home away from home.



**SMALL AND LARGE CUSTOM/SPECIALTY STRUCTURES:** The ability to customize is something that sets us apart from our competition. If you see a feature that you like on a few different buildings, ask us to combine these to create a custom structure for you.

**THE QUALITY OF OUR AOS AMISH BUILT SHEDS COMES FROM SUPERIOR CONSTRUCTION AND AN IMPRESSIVE LIST OF STANDARD FEATURES INCLUDING:**

- "Cool" Continuous Ridge Vent & Soffit Ventilation System to Keep Your Shed Cool in the Heat
- 1x6 Cedar Fascia Boards for Weather Resistance and a Premium Appearance
- The Heaviest Floor in the Industry. A 2x8 Treated Tongue and Groove Flooring with a Weight Rating of 1,000 pounds per square foot and a 40 year life expectancy
- 4-ply CDX Plywood Roof Sheathing for 10% more stiffness than comparable roofing products
- Double-frame Door System Fastened from the Back to Eliminate Exposed Screw Holes on the Face
- 10-Year Warranty on Workmanship
- 10-Year Limited Warranty on Vinyl Buildings
- 5-Year Limited Warranty on Wooden Buildings



MAKE IT YOURS! Customize your AOS structure to be as unique as you are! Choose from a multitude of colors, roofing materials, doors, windows and many more upgrades and options for both interior and exterior. Visit our website or give us a call to learn more.



# STEEL BUILDINGS

Our steel buildings are made for all uses, including commercial, residential, and agricultural. These durable products require virtually no maintenance and offer trim styles and color choices to compliment your home or business. This line of our products are both functional and attractive and include garages, carports, commercial steel buildings, storage sheds, livestock barns, and more!

## AVAILABLE STEEL BUILDING MODELS

- Regular Roof Steel Buildings
- A-Frame Steel Buildings
- Vertical Roof Buildings
- Special Purpose Buildings

## OUR STEEL BUILDINGS CAN BE CUSTOMIZED FOR ALMOST ANY USE YOU HAVE:

- Carports
- Garages
- Storage Sheds
- RV Covers
- Commercial Buildings
- Custom Steel Buildings
- Agricultural Structures



### 48' W x 31' L x 12' H x 9' H

ONE 9'X7' AND TWO 10'X10' ROLL UP DOORS WITH ONE SIDE WALK-IN DOOR AND ONE WINDOW, VERTICAL ROOF



### 12' W x 36' L x 10' H

STANDARD ROOF RV COVER



### 22' W x 26' L x 8' H

TWO TONE VERTICAL ROOF WITH TWO 9'X7' ROLL UP DOORS AND ONE WALK-IN SIDE DOOR



### 48' W x 26' L x 12' H x 9' H

TWO TONE BUILDING WITH TWO 9'X7' OPENINGS AND ONE 12'X12' OPENING AND VERTICAL ROOF



**ONLINE ORDERING**  
 Easy as 1 - 2 - 3, any day or time.  
 Visit [midvalleystructures.com](http://midvalleystructures.com) to  
 start customizing your new  
 building today!

## OUR GUARANTEE

We aim to be the #1 supplier of high-quality outdoor structures in Michigan. Our sheds, barns, and buildings come in a wide variety of styles and materials so you can get not only the best product, but the best looking product. The Mid Valley Structures product line is growing each year to more than barns and storage sheds. We have the building or structure for almost every shopper and every budget.

Our goal is to offer high quality products, the best customer service and an exceptional buying experience. We want our customers to be happy with their purchase experience and their new structure or building for years to come. We have flexible buying options that cater to both purchasing buildings outright, or using our affordable Rent to Own program with no credit check.

You can have peace of mind knowing that you will get a fair price, with the best purchase experience possible when you buy your next building or structure from Mid Valley.



## DELIVERY OPTIONS

Yes, we can deliver your custom built shed, with very little to no impact to your property. Many of our structures we sell are customized, constructed and delivered. We can get your shed, barn, or structure to the exact spot you want. Site prep varies depending on the exact location and landscape of your property. When you purchase your shed, we will work with you and give you instructions on the site prep to insure a seamless delivery with minimal disruption to your location. When it comes time to deliver the shed, depending on the accessibility of the location, we choose one of three methods:

- **Trailer Delivery:** Most times a structure can be placed in the desired location right from a trailer - it's easier and much quicker than you could think!
- **Mule Delivery:** In the case the truck and trailer option cannot reach your desired location, we deliver your shed using the Mule Shed Delivery System, which is a forklift system and can access tight locations that other vehicles cannot. The tracks left are similar to those left by a large riding lawn mower.
- **Onsite Construction:** When a Factory built building is not an option due to location or other obstacles, such as fenced yard or tight lot, we offer a full line of build-on-site structures. These buildings range from small storage sheds, to garages, 2 story cabins and homes, barns, and more.

**DELIVERY SCHEDULE**

<b>8', 10', &amp; 12' Wide Buildings.....</b>	<b>\$149</b>
<i>Minimum charge depending on mileage.</i>	
<b>14' Wide Buildings.....</b>	<b>\$549</b>
<i>Includes 1 escort and all transportation permits. Minimum charge depending on mileage.</i>	
<b>16' Wide Buildings.....</b>	<b>\$899</b>
<i>Freight, Includes 2 escorts and all transportation permits. Minimum charge depending on mileage.</i>	

*NOTE: Delivery only applicable to Factory Built Structures.*



\*Recommend 4" to 6" GRAVEL base,  
 (note: use crushed concrete or limestone.)

**WE HAVE THE STRUCTURE FOR YOUR LIFE:**

- Backyard Storage & Utility Buildings
- Sheds, Barns & Garages
- Cottage Workshops & Carriage Houses
- Chalets & Cape Cod Buildings
- Animal Structures & Agricultural Steel Buildings
- Commercial Buildings
- Carports & RV Covers
- Cabins & Cottages
- Garden Studios
- Gazebos & Pavilions
- Pergolas & Cabanas
- And Even More!

We offer the finest in both Factory Built Buildings and On-Site Constructed Buildings

MID VALLEY  
STRUCTURES

**5 LOCATIONS**



**1**

**WATERFORD**

2300 Edinburgh Rd.  
(248) 742-1607

**2**

**MOUNT PLEASANT**

5152 E. Pickard Rd.  
(989) 772-0010

**3**

**LINWOOD**

500 S. Huron Rd.  
(989) 322-4700

**4**

**HOUGHTON LAKE**

9531 W. Lake City Rd.  
(989) 302-4700

**5**

**GAYLORD**

1484 S. Otsego Ave.  
(989) 350-9552  
(989) 705-9333



**Mid Valley**  
**STRUCTURES**  
SHEDS. GARAGES. GAZEBOS & MORE

MIDVALLEYSTRUCTURES.COM